

UNIVERSITY OF THE
WITWATERSRAND,
JOHANNESBURG



TESTIMONY BEFORE THE COMMISSION OF ENQUIRY INTO HIGHER EDUCATION AND TRAINING

24 NOVEMBER 2016

REPRESENTED BY: Prof Andrew Crouch : DVC Academic
Dr Robin Drennan: Director Research Development
Ms Amanda Kort: Acting Chief Financial Officer
Ms Vinesha Singh: Acting Supervisor PG: Financial Aid

UNIVERSITY OF THE
WITWATERSRAND
JOHANNESBURG

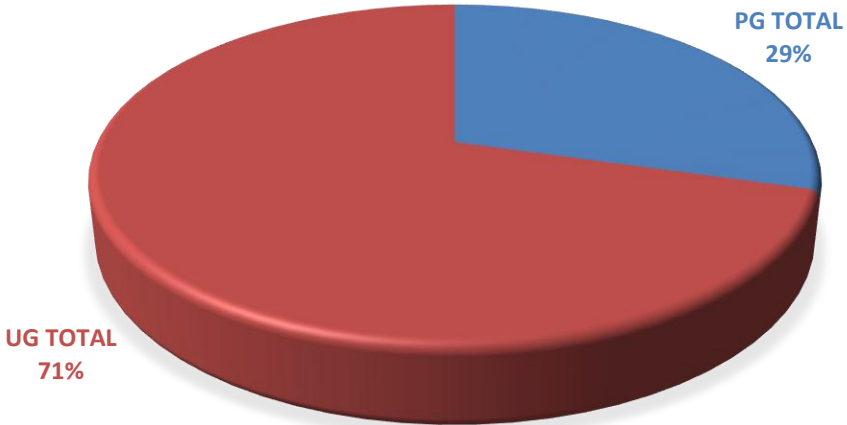


2016 Awards/Disbursements as at 30 October 2016

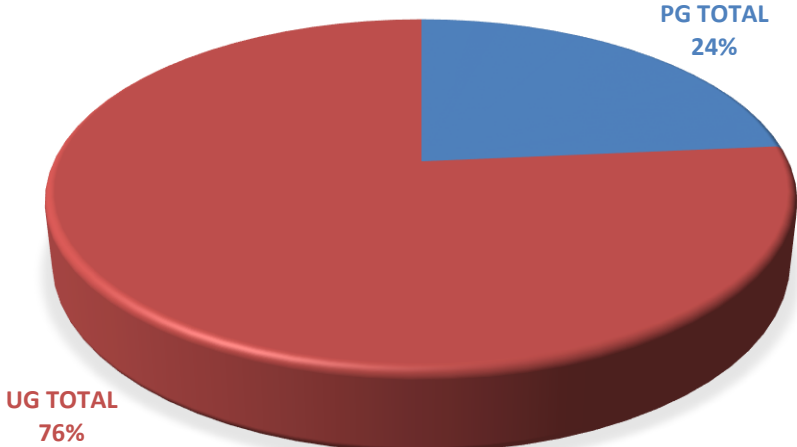
Financial Aid Type Desc	Budgeted 2016	Funding Type	Offered Amount	Accepted Amount	Paid Amount	No.of Students
	R'000		R'000	R'000	R'000	
Internal Bursaries	NA	UG	24,053	23,063	21,130	585
		PG	14,382	14,382	14,353	621
Internal Bursaries (Faculty)	NA	UG	23,155	23,155	22,592	3054
		PG	136,322	136,322	136,033	2563
External Bursaries	NA	UG	154,518	154,518	153,699	2603
		PG	34,785	34,785	34,585	704
Government Bursaries	NA	UG	102,455	102,455	100,173	1501
		PG	5,858	5,858	5,757	132
Internal Scholarship & Council Funded Scholarship	82,365	UG	32,580	32,580	32,136	2340
		PG	31,785	27,665	27,143	2044
NSFAS	192,738	UG	187,991	184,383	119,944	3122
		PG	4,747	4,744	4,744	105
NSFAS additional funds	116,173	UG	28,930	10,702	0	213
		UG (Kgodiso)	55,929	15,144	3,844	269
		PG	0	0	0	0
NSFAS administered funds	N/A	UG	112,274	109,351	88,159	1430
		PG	5,298	5,298	4,536	42
NSFAS historic debt including 2014 short fall	68,417	UG & PG	68,417	13,689	0	318

TOTAL			1,023,479	898,094	768,828	21,646
--------------	--	--	------------------	----------------	----------------	---------------

2015 FINANCIAL AID UG/PG SPLIT

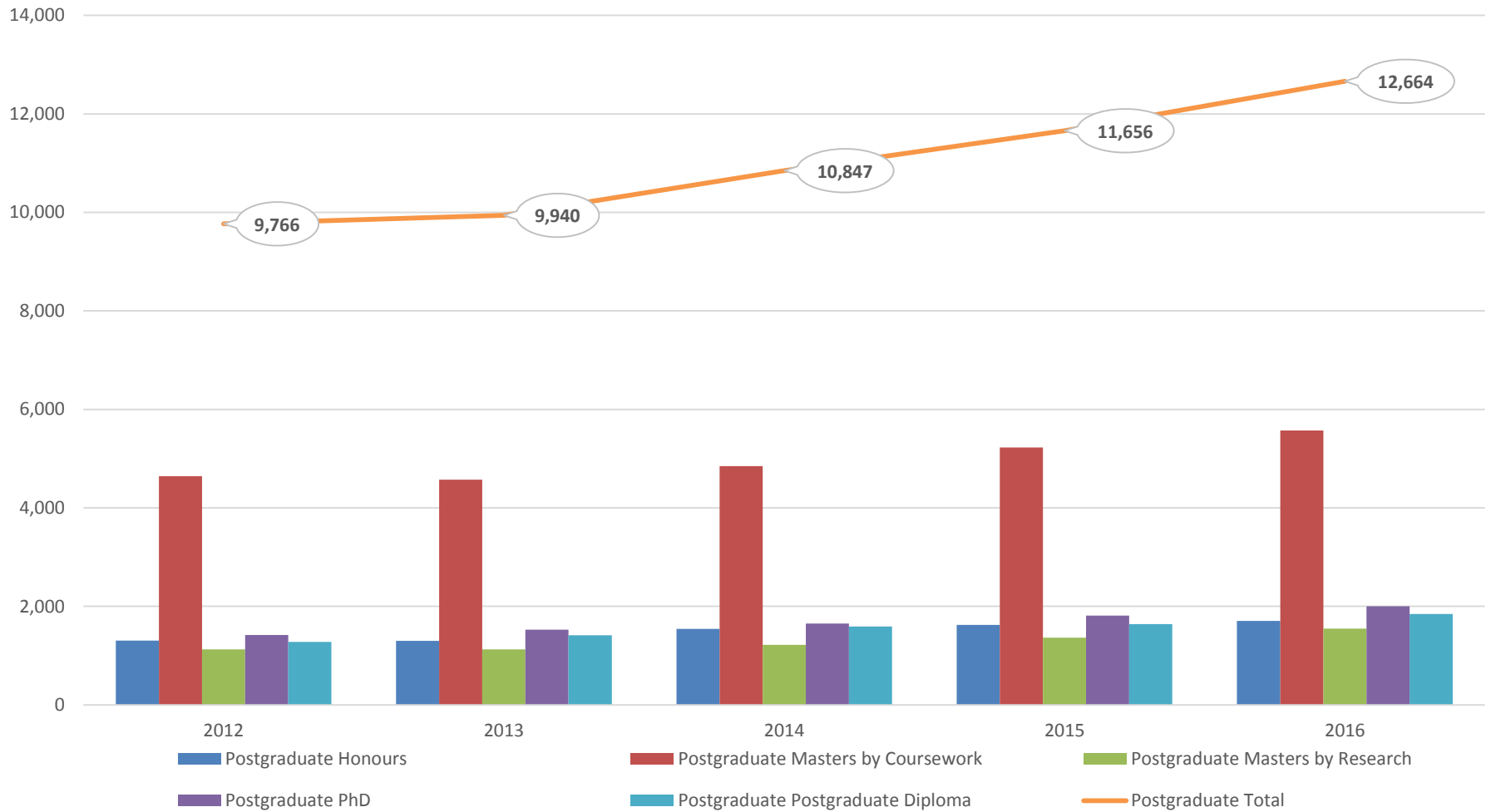


YTD OCT 2016 FINANCIAL AID UG/PG SPLIT

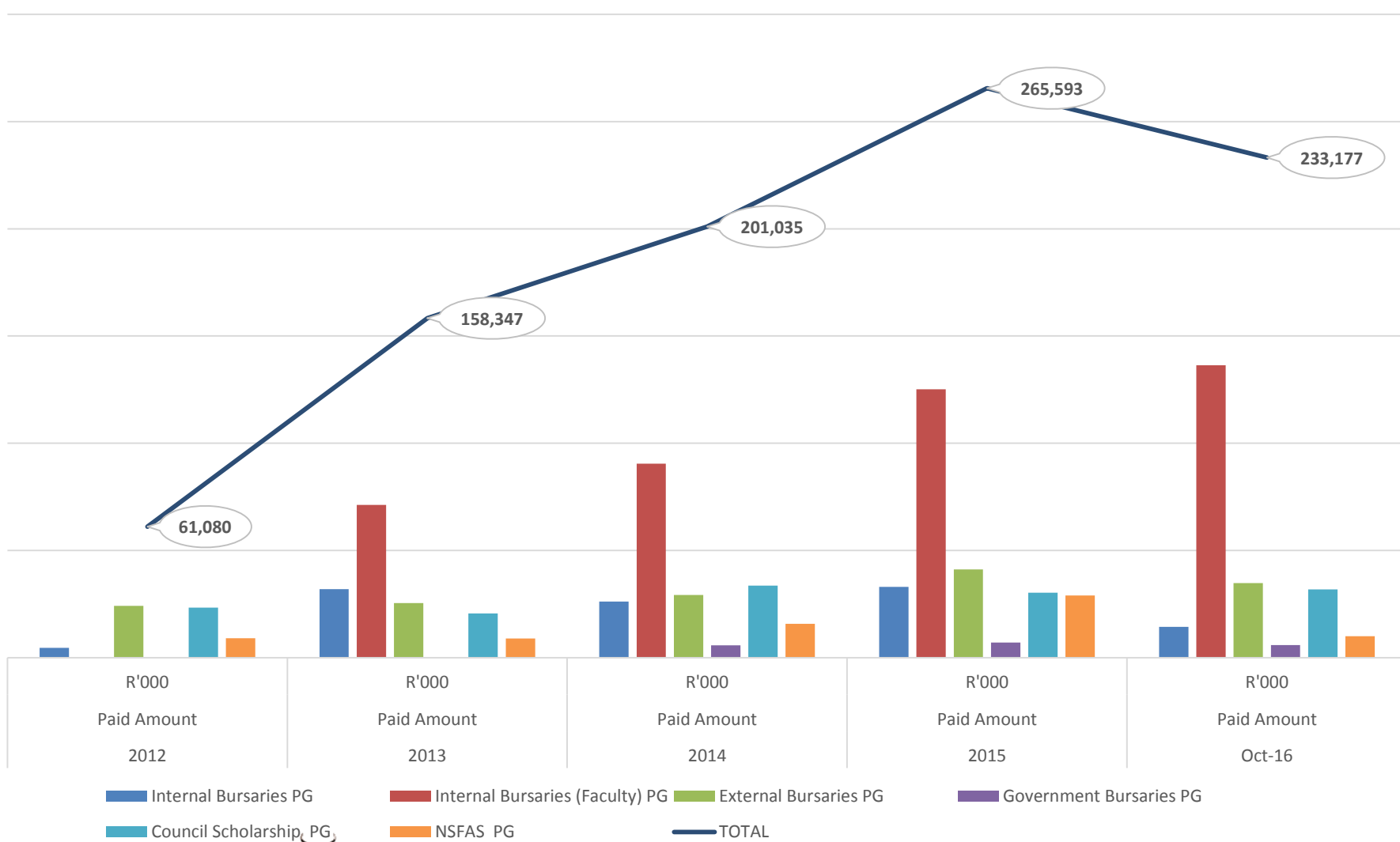


TOTAL STUDENT FUNDING

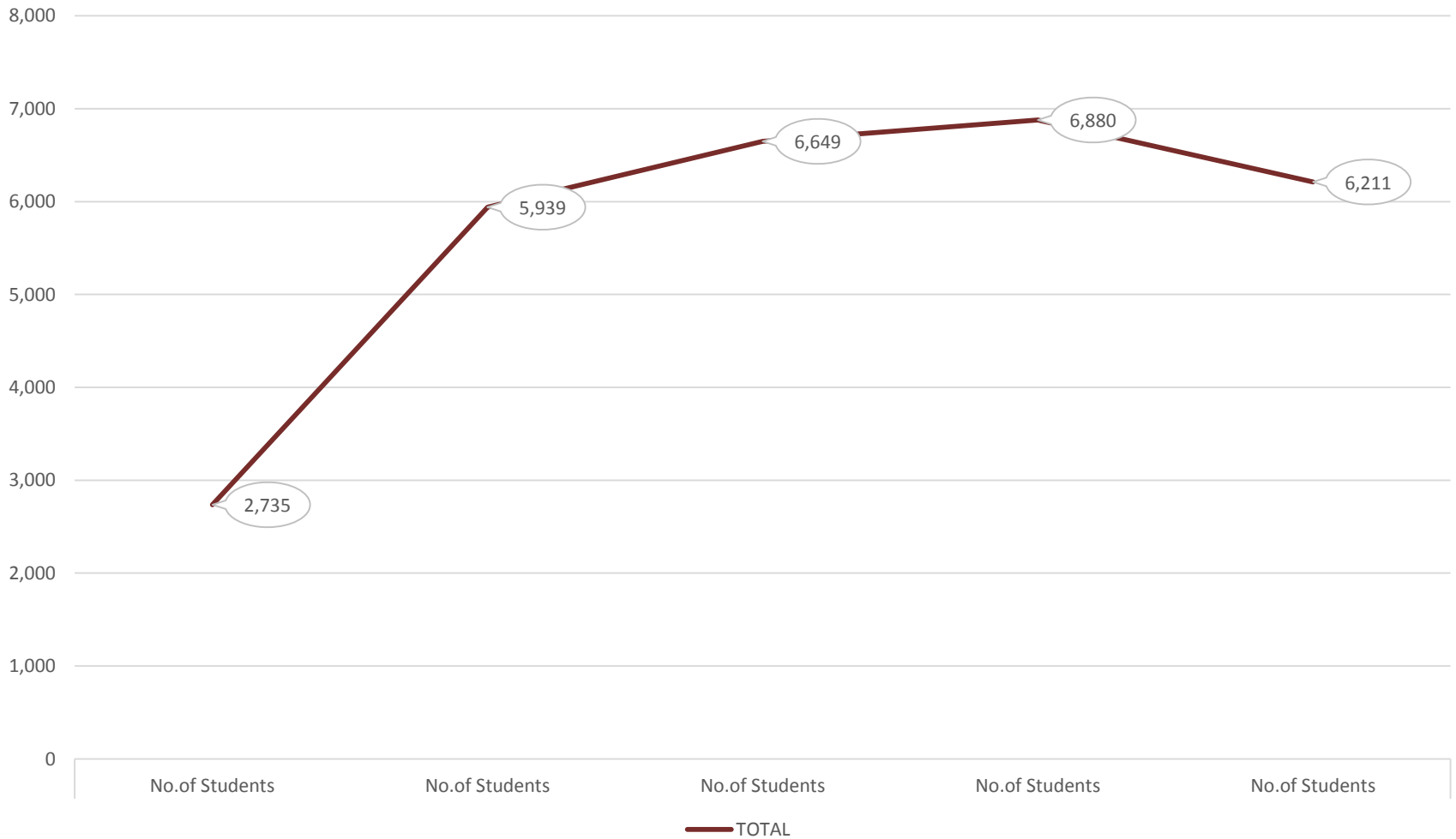
Post Graduate Student Numbers 2012 - 2016



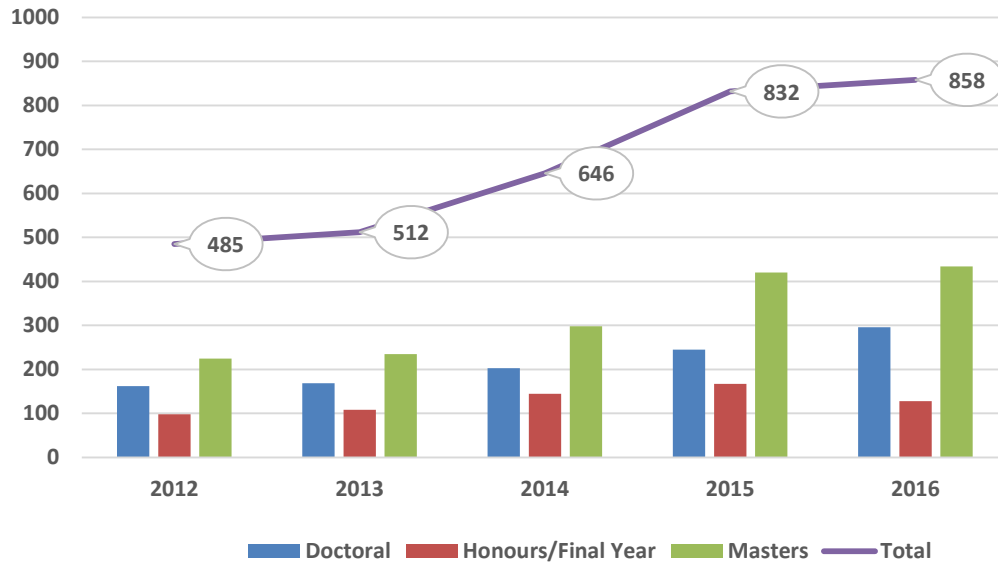
Post Graduate Student Funding 2012 - Oct 2016



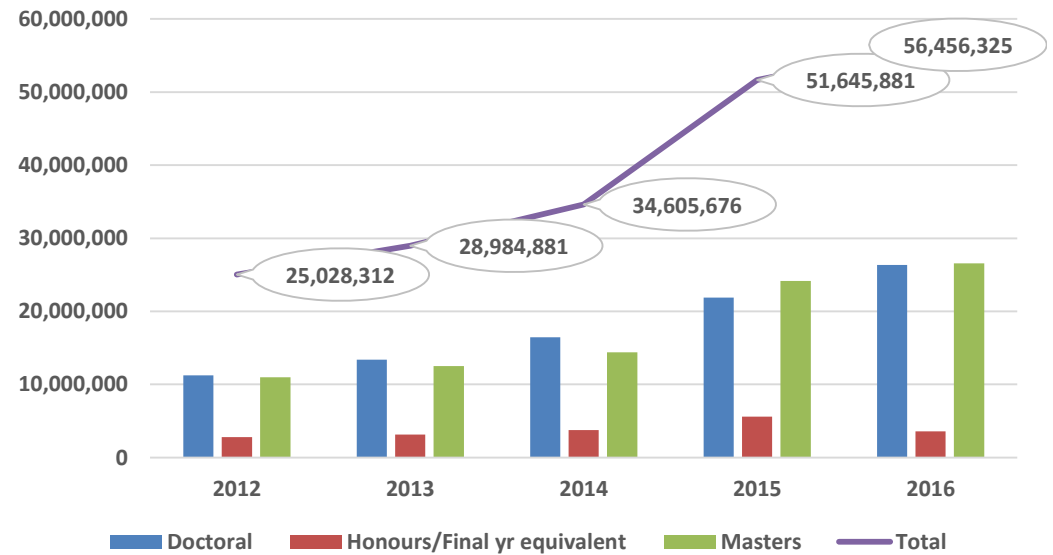
Number of Post Graduate Students Funded 2012 - 2016

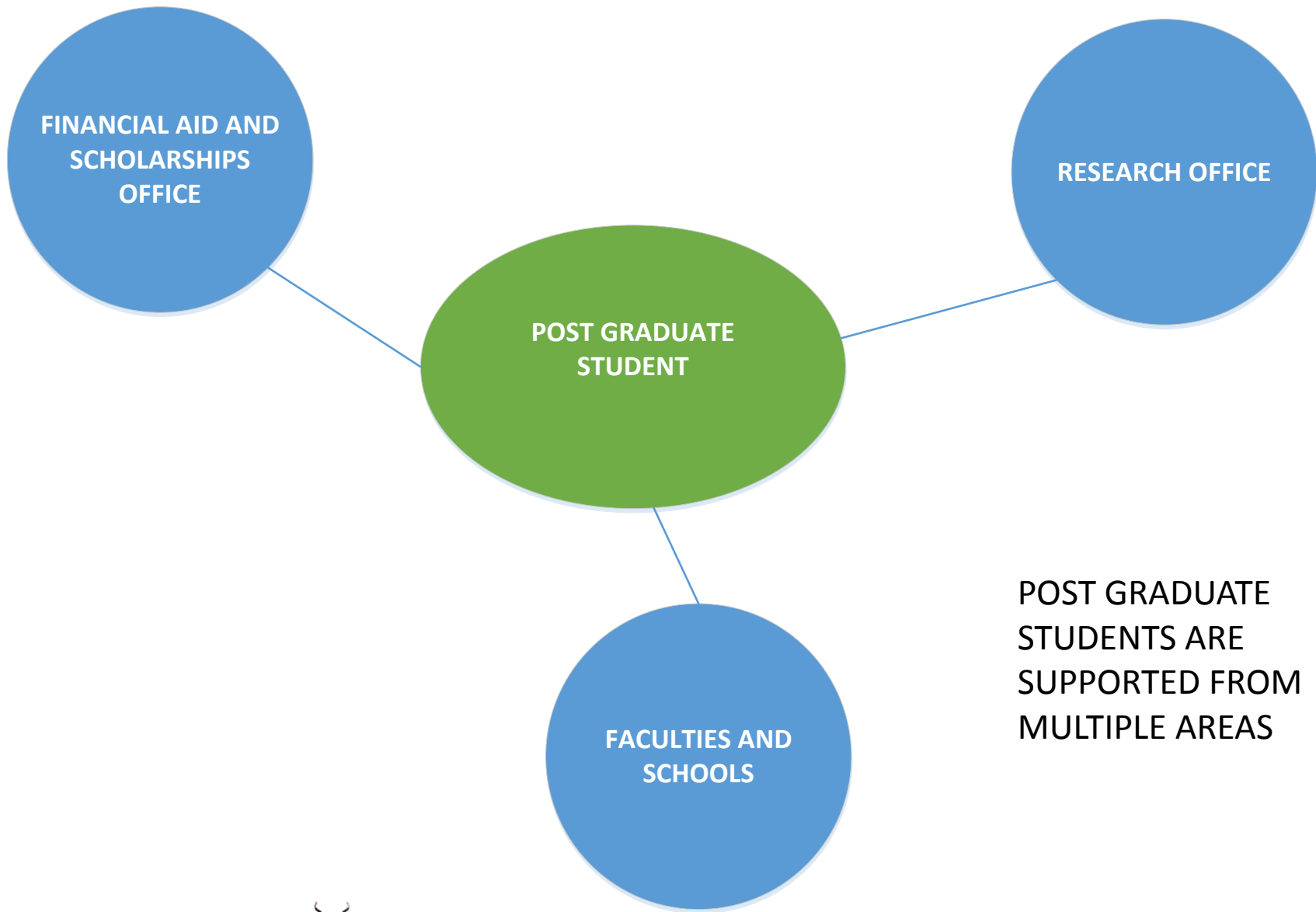


No of Students supported by NRF 2012 -Oct 2016



Value of NRF student support 2012 - Oct 2016





POST GRADUATE STUDENTS ARE SUPPORTED FROM MULTIPLE AREAS



Reasons why NRF funding is given back to the NRF each year (approx 25% of funding awarded)

Nationality: The NRF reserves about 85% of postgraduate funding for full time South Africans. The non SA students postgraduate enrolment percentage/to SA percentage is steadily increasing at Wits.

Employment: NRF funded students can work maximum 12 hours per week - students who cannot survive on NRF values therefore forfeit NRF funding.

Supplement: NRF must be the primary funder so students cannot take up other funding that exceeds NRF values; they cannot supplement from other government source or hold NRF if they are funded by a prospective employer.



Wits University Research Office Function Map

- Secretariat to DVC & URC
- Book keeping
- Research output measurement
- Bibliometric services
- ICT services

No of people = 7

Administration



- Internal and external partnership development
- Internal and external research funding
- Project planning

No of people = 3

Brokering



- Research integrity including ethical research approvals
- Contracting and legal services
- Monitoring and evaluation
- Reporting

No of people = 6

Compliance



- Pg students
- Enrolment & finance
- Experience
- Postdoc Fellows
- Registration & funding
- Productivity

No of people = 3

Co-ordination



- Advice
- Support
- Knowledge sharing
- Pg students
- Postdocs
- Early Career Academics

No of people = 2

Development



- Strategy development
- Facility management (that is of the 5 central research supporting facilities, e.g., the microscope unit)
- Policy development

No of people = 2

Leadership & management



Total number of people = 23

THANK YOU

